

Description of a new species of *Nematocera polyneura* from Denmark with notes concerning some other species.

By
Peder Nielsen, Silkeborg.

Dicranomyia nigristigma n. sp.

♂. Antennæ black to blackish brown; 1st basal joint rather long, 2nd joint large, globular; joints of the flagellum oval or almost oval, all the joints bearing short hairs and some longer bristles. Palpi blackish brown; rostrum brown; frons and vertex grey. Halteres yellow with dark club. Thorax black with three indistinct stripes and yellowish grey tomentum. Scutellum brownish grey. Pleura with black reflexions and greyish tomentum. Abdomen yellowish brown. Genitalia (fig. 1, 2 a. b.) large and swollen, blackish brown and with two large black processes (fig. 2 b.), and two white membran-like appendages, as seen in the figures. Coxæ pale yellowish brown, femora and tibiæ yellowish brown with faintly darkened tips; tarsi blackish brown. Wings hyaline with dark veins and with large, black and almost quadrangular pterostigma. *Sc* ends close to the origin of

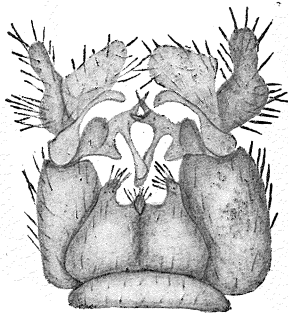


Fig. 1. Male genitalia of *Dicranomyia nigristigma* n. sp. seen from above.

Rs; the subcostal crossvein placed a little before the origin of *Rs*. Discal cell almost pentagonal, basal crossvein near the base of the discal cell. Length of wings 8 mm.

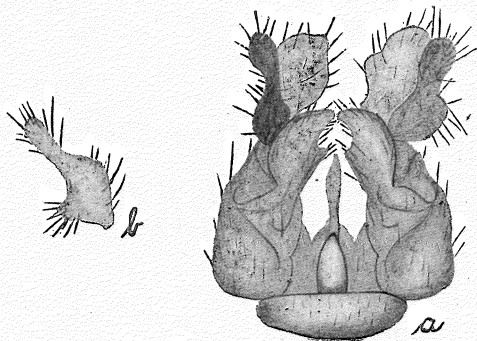


Fig 2. a Male genitalia of *Dicranomyia nigristigma* n. sp. seen from below; b one of the black processes isolated.

♀ very similar to ♂; the abdomen a little darker; ovipositor yellowish brown with long and pointed cerci (fig. 3).

This species is closely allied to *D. magnicauda* Lundstr. (Act. Soc. p. F. et F. Fennica, 36, No. 1, p. 54 fig. 56-58; 1912);

but the distinct pterostigma immediately separates it from that species, and as shown in the figures the genitalia of the male and female differ from those of *D. magnicauda* Lundstr.

The 21st of August I took 2 ♂♂ at Tvilum and Sminge near Silkeborg, and on the 8th of September Mr. Esben-Petersen and I found the species very abundant at Funder near Silkeborg.

Crypteria limnophiloides Bergr. Of this species I have taken 1 ♂ 1 ♀ at Silkeborg, 24. 9. and 20. 10. 18; the species is known from Finland and Northern Sweden.

Adelphomyia senilis Hal. and **Cladura fuscula** Loew. In my list*) I have mentioned a new species *Gonomyia furcata* Kuntze in litt. The species-name was based on a series of 2 ♂♂ and 2 ♀♀. This autumn I found the same species abundant on the same locality

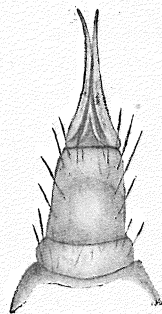


Fig. 3. Cerci of the female of *D. nigristigma* n. sp.

*) Bidrag til en Fortegnelse over Jydske Stankelben (Nematocera polyneura). Flora og Fauna, Silkeborg, 1918, p 1-11.

— Ry near Silkeborg. By reexamining my material, I have found it is not a new species but *Cladura fuscula* Loew (Besch. europ. Dipt. 1873, III, 64).

In Kertész' Cat. Dipt. 1902, II, 219, *Cladura fuscula* Loew is given as a synonym to *Adelphomyia senilis* Hal, this, I suppose, is not correct; it is two well-separated species. *Cl. fuscula* belongs to the sub-family *Eriopterinae*, without spurs on tibiae, and *A. senilis* belongs to the sub-family *Trichocerinae* with spurs on tibiae.

Bergroth (Mitth. d. Naturf. Gesell. in Bern 1890 p. 134 [1891]) says in the description of the Genus *Adelphomyia*: „Ausser der unten beschriebenen Art [*A. helvetica*] gehört in diese Gattung auch *Limnophila senilis* Hal., mit welcher *Cladura fuscula* Loew synonym ist“. Bergroth, I believe, has not seen the true *Cl. fuscula* Loew, and Kertész is following him as to the synonymy.

Osten Sacken has examined two specimens of *Cl. fuscula* from the collection of Loew in the Berlin Museum, and about these specimens he writes (Berl. Ent. Zeitschr. 1887. XXXI. 206): „I am sure I perceive spurs at the end of the posterior tibiae“. I suppose it has not been spurs but some of the bristles at the end of tibiae.

The diagnose of *A. senilis* Hal. (Ent. Mag. 1833. I. 153) is very short, and in Walker's Ins. Brit. Dipt. 1856. III. 306, the species is called *Dicranota*. By Verrall (Ent. Month. Mag. 1887. XXIV. 110) the species is placed in the genus *Limnophila*, and Verrall says: „The wings are broad and very pilose towards the tip,“ — „the spurs of the tibiae are minute“. This is the true *A. senilis* Hal., I believe. Of this species I have found a ♀ at Silkeborg, and Mr. Esben-Petersen has found a ♀ at Funder, near Silkeborg. In these two specimens there is quite distinct spurs on the hind and intermediate tibiae, but not on the front tibiae.

Verrall writes (l. c. 1888. XXV. 98) „*Limnophila senilis* Hal., is, I believe, the *Cladura fuscula* of Loew, but it is not a true *Cladura*, in Osten Sacken's sense“. Verrall,

I suppose, has had the true *senilis* of Haliday, and he has not seen *Cladura fuscula* Loew.

Cladura fuscula Loew is a very tiny species; the wings are hyaline, somewhat pilose and narrower than the wings of *A. senilis*; nor the legs are so robust and there is no spurs on tibiæ.

In the description of *Cl. fuscula* Loew (l. c. p. 66 Anm. 3) writes: „Da die Hinterrandszelle bei *Cladura fuscula* zuweilen ganz ausserordentlich klein ist, so ist es nicht unmöglich, dass vielleicht einzelne Exemplaren vorkommen denen sie ganz fehlt.“ Amongst my material I have observed 1 ♂ and 1 ♀ without forked *M*₁.

I have found *Cl. fuscula* Loew at Ry, Silkeborg and Funder in August—September.

A. senilis Hal. is a somewhat more robust species, the wings broad, pilose, pale brownish tinged; the hind and the intermediate tibiæ with distinct spurs.

As to the question, whether *Cl. fuscula* is a *Cladura* in Osten Sacken's sense or not, I cannot at this time say anything, because I have not seen an American *Cladura*. Probably a new genus may be erected for this species. I suppose the synonymy of the two species may be the following:

Adelphomyia senilis Haliday.

1833 Haliday, Ent. Mag. I. 153 (*Linnobia sinilis*)

1856 Walker, Ins. Brit. Dipt. III. 306 (*Dicranota*)

1887 Verrall, Ent. Month. Mag. XXIV. 110. ibid. XXV. 98. (*Linnophila*)

1889 Bergroth, Wien. Ent. Zeitg. VIII. 117 (*Ulomorpha*)

1891 Bergroth, Mitth. d. Naturf. Gesell. Bern 1890, 134

1902 Kertész, Cat. Dipt. II. 219.

Cladura fuscula Loew.

1873 Loew, Berl. Ent. Zeitschr. XVII. 35

1873 Loew, Beschr. Europ. Dipt. III. 64

1887 Osten Sacken, Berl. Ent. Zeitschr. XXXI. 205. (*Linnophila*)

1888 Mik, Wien. Ent. Zeitg. VII. 30.

1918 Peder Nielsen, Flora og Fauna p. 3. (*Gonomyia furcata* Kuntze in litt.)

Tipula anonyma Bergr.

October the 20th Mr. Esben-Petersen and I found this species in both sexes (Kejlstrup at Silkeborg), and

because the female hitherto is unknown*), I give here some informations.

As supposed it is nearly allied to the female of *T. signata* Stæg., and differs but little. The colour is as in the male; pterostigma large and black, and the whole wings is somewhat dark tinged; the legs are shorter, and not so tiny as in *signata*.

Tipula livida v. d. Wulp.

Since my before named list was published this interesting species has been found at Kældskov on Lolland, 1 ♂, 13. 7. 17., by Mr. L. Jørgensen. Mr. J. Kr. Findal has taken it in Jutland at Hadsten, 1 ♂, 20. 7., and at Laurbjerg, 2 ♀ ♀, 21. 7. 17. *T. livida* is known from Holland, Germany and Austria.

Silkeborg, 4/11 1918.

*) Riedel: Die paläarktischen Arten der Dipteren – (Nematocera polyneura –) Gattung Tipula L. p. 55. Crefeld 1913.